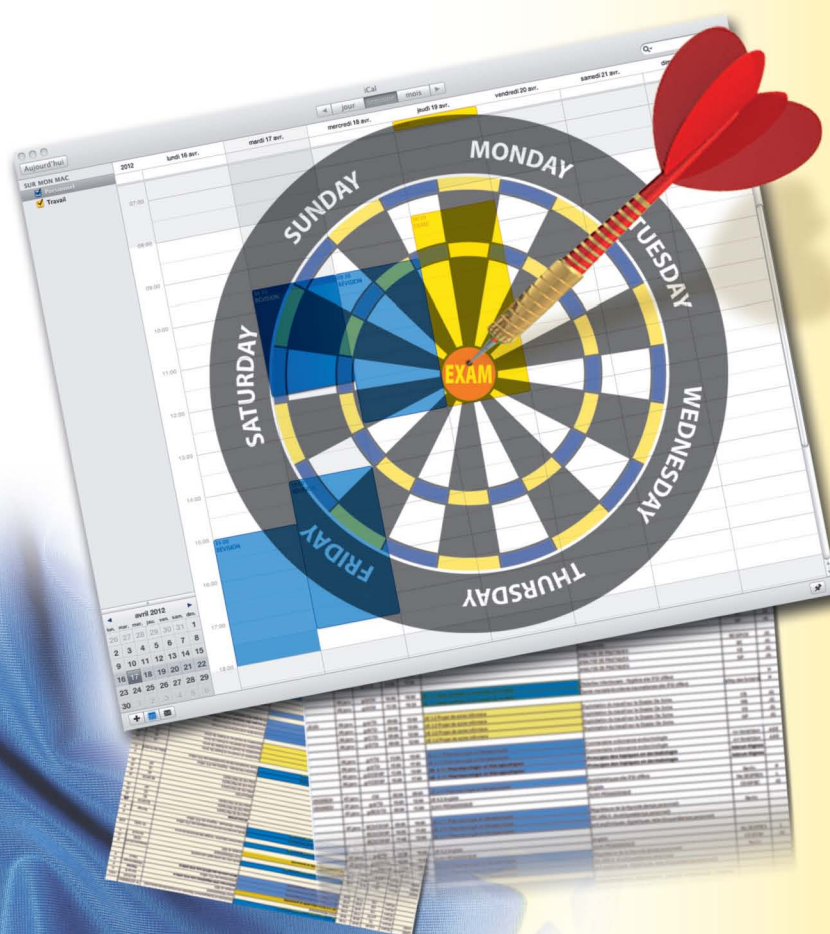


Accuracy and Precision Prioritising and Organising

Preparing for European institution AST competitions



CONTENT

	Who is this book for?	7
Part 1	Organisation of the admission tests	9
Chapter 1	How the AST competitions are organised	11
Chapter 2	Scoring	13
Chapter 3	Computer-based testing	15
Part 2	Accuracy and precision	23
	Methodology	25
Chapter 4	Test principles	27
Chapter 5	Observational skills	37
Chapter 6	Question typology	43
Chapter 7	Qualities required	49
Chapter 8	Time management	55
	Tests	57
	Presentation of the tests	59
	Test 1	61
	Test 2	85
	Answers	113
	Test 1	115
	Test 2	116
	Detailed explanations of the answers to the tests	117
	Detailed answers to test 1 – Questions numbered 1 to 40	119
	Detailed answers to test 2 – Questions numbered 41 to 80	123
Part 3	Prioritising and organising	127
	Methodology	129
Chapter 9	Test principles	131
Chapter 10	Question typology	133
Chapter 11	Journey organisation	141
Chapter 12	Schedule management	147
Chapter 13	Constraint optimisation	153
	Tests	159
	Presentation of the tests	161
	Test 1	163
	Test 2	177
	Test 3	191

Answers	205
Test 1	207
Test 2	208
Test 3	209
 Explanations of the answers	211
Note to the reader.....	213
 Detailed answers to test 1	215
Series 1 - Question 1 to 4	217
Series 2 - Question 5 to 8.....	219
Series 3 - Question 9 to 12.....	223
Series 4 - Question 13 to 16.....	227
Series 5 - Question 17 to 20.....	231
Series 6 - Question 21 to 24.....	235
 Detailed answers to test 2	239
Series 7 - Question 25 to 28.....	241
Series 8 - Question 29 to 32.....	245
Series 9 - Question 33 to 36.....	249
Series 10 - Question 37 to 40.....	253
Series 11 - Question 41 to 44.....	257
Series 12 - Question 45 to 48.....	259
 Detailed answers to test 3	263
Series 13 - Question 49 to 52.....	265
Series 14 - Question 53 to 56.....	267
Series 15 - Question 57 to 60.....	271
Series 16 - Question 61 to 64.....	273
Series 17 - Question 65 to 68.....	277
Series 18 - Question 69 to 72.....	281
 Who we are	285



Excellent



Good



Average

	Name	Type of cuisine	Quality	Price	Capacity	Telephone
1	Dolce Vita	Italian		35 €	60 seat	01 23 45 18
2	Alabama	Brasserie		27 €	90 seat	01 34 58 94
3	Rigoletto	Mediterranean		21 €	80 seat	03 42 20 76
4	Van Eckeyn	Gastronomic		35 €	50 seat	01 23 86 45
5	Les Bacchantes	Gastronomic		35 €	50 seat	01 23 81 18
6	Au bon beurre	Pancakes		16 €	24 seat	02 91 12 76
7	Anaïck	Pancakes		14 €	25 seat	01 12 28 81
8	Weesterloo	Brasserie		19 €	60 seat	03 49 27 52

	Name	Type of cuisine	Quality	Price	Capacity	Telephone
3	Riggoletto	Mediterranean	Good	21 €	80 seat	03 42 20 76

5) What are the errors?


- a) Name and quality
- b) Name, quality and price
- c) Name and telephone
- d) Name
- e) Name, quality and telephone

► Memorise the structure of the tables and the meaning of the symbols

Having answered the first question in the series, you will have grasped the way in which the two tables are structured. Here, this does not pose a problem: they are structured in the same way. However, we shall see in the next chapter that this is not always the case.

You must be able to understand the information contained in the two lines you need to compare without having to reread the column headings or the meaning of the symbols. This will then allow you to focus all your attention on the two lines being compared.

In question 5, all your attention must focus on line 3 of each table. You must immediately recognise that "Riggoletto" does not match the name of the restaurant and that "Good" requires two chef's hats.

3	Rigoletto	Mediterranean		21 €	80 seat	03 42 20 76

3	Rigoletto	Mediterranean	Good	21 €	80 seat	03 42 20 76


▶ Group items together

To save time, your eyes should move back and forth as little as possible between the lower table and the upper table. So, rather than comparing "Rigoletto" with "Rigoletto", then "Mediterranean" with "Mediterranean" (two glances back and forth), it is better to compare "Rigoletto Mediterranean" with "Rigoletto Mediterranean" (one glance back and forth).

Ideally, you would compare all six items simultaneously. This requires you to expand your visual attention and to have excellent concentration and training. We shall see how to develop these capabilities in chapter 7. Here, it makes sense to proceed in three stages:

1. compare the names, types of cuisine and quality simultaneously;
2. compare the prices and capacities simultaneously;
3. compare the telephone numbers.

One can see immediately that the name and quality are not correct:

3	Rigoletto	Mediterranean		21 €	80 seat	03 42 20 76

3	Rigoletto	Mediterranean	Good			



Restaurant



Car park



Wifi



Swimming pool



Gym

	Name	Category	Telephone	Facilities
1	Dormituri	★★★★	36 74 271	
2	Bogdanoff	★★★	71 54 989	
3	Lesensass	★	36 09 643	
4	Julilescout	★★★	36 23 462	
5	Okillebio	★★	71 34 105	
6	Lilosenfán	★★	71 10 675	
7	Kazirm's	★★★	42 76 342	
8	Sonnestar	★★★★	42 43 162	

	Name	Category	Telephone	Restaurant	Car park	Wi-Fi	Swimming pool	Gym
1	Dormituri	4 stars	36 47 271	x	x	x	x	

44) What are the errors?

- Telephone
- No error
- Name and telephone
- Name, telephone and facilities
- Telephone and facilities

CHAPTER 11 - JOURNEY ORGANISATION

The questions relating to journeys assess your ability to organise travel as efficiently as possible. In practical terms, you must ensure that the choices you make regarding the journey allow you or the person for whom you are organising travel to be in the right place at the right time under the right conditions.

1. COMPETENCIES REQUIRED

In most cases, you are simply asked to work out a timetable or a duration. The questions relating to journeys are therefore very similar to numerical reasoning questions. You must be able:

- to understand a timetable;
- to transcribe a question in the form of an equation;
- to carry out timetabling operations.

2. UNDERSTANDING TIMETABLES

Before answering the first question you must analyse the table correctly. In particular, list all the parameters to be taken into account: journeys, distances, days, durations, times, etc.

For example, this is how to analyse the table for the first set of questions: